

SQUARE FEET AREA OF UNIT
409 SQ. FT.

- ◆ - STATE/RV INSIGNIA
- ◇ - FED. TAG & MFG. ID
- ⊕ - GAS INLET
- ⊙ - FIRE EXT.
- ⊙ - SEWAGE DRAIN
- ⊙ - SMOKE ALARM
- ⊙ - LP GAS/CO DETECTOR
- ⊕ - WATER INLET
- ⊕ - CITY WATER INLET

- ⊕ - ELECTRIC INLET
- ⊕ - WARM AIR REGISTER
- ⊕ - WARM AIR REGISTER

UNIT COMPLIES WITH CSA Z240 RV SERIES-2011
INTERIOR DOORS/PARTITIONS ARE NON-LOCKING

APPLICABLE STANDARD: NFPA 1192-2011

SYSTEMS			
PLUMBING	Rw04-2261	Rw04-4261	
LPG	Rw04-3261		
ELECTRICAL	Rw08-1262		
FIRE&LIFE	9BC FIRE EXTINGUISHER (MIN) EGRESS MEETS REQUIREMENT-17 X 24 (MIN) INTERIOR MATERIALS ARE CLASS C FLAME SPREAD OR BETTER UNIT DOES NOT EXCEED 400 SQ. FT.		

CROSS ROADS (REDWOOD)

- Ⓐ WARNING: IT IS NOT SAFE TO USE COOKING APPLIANCES FOR COMFORT HEAT IF YOU SMELL GAS LABEL
- Ⓑ WARNING: TEST SMOKE DETECTOR.
- Ⓒ DO NOT FILL LP-GAS CONT. TO MORE THAN 80% CAPACITY
- Ⓓ WARNING: POTABLE WATER ONLY

1. INTERIOR FINISH SHALL BE OF MAT'L'S HAVING FLAME SPREAD RATING OF 200 OR LESS
2. INTERIOR TEXTILES MAT'L'S ARE TO CONFORM TO FEDERAL MOTOR VEHICLE STANDARD NO. 302
3. 5 lb. 8/C FIRE EXTINGUISHER MINIMUM
4. VERTICAL CLEARANCE REQUIRED FROM RANGE TOP TO RANGE VENT DOES NOT EXCEED THE MINIMUM 20 3/4".
5. MINIMUM LENGTH OF EXPOSED POWER CORD - 30 FT.

Rev	Date:	Revisions	By
A	8/08/11	UP DATED PRINTS	RFP
B	9/06/11	ADD LP/CO DETECTOR LOCATION	RFP

REDWOOD FW 36RL



72440 STATE RD 13
SYRACUSE, IN 46567

Title: STATE FLOOR PLAN

Drawn By: RFP

Scale: DNS

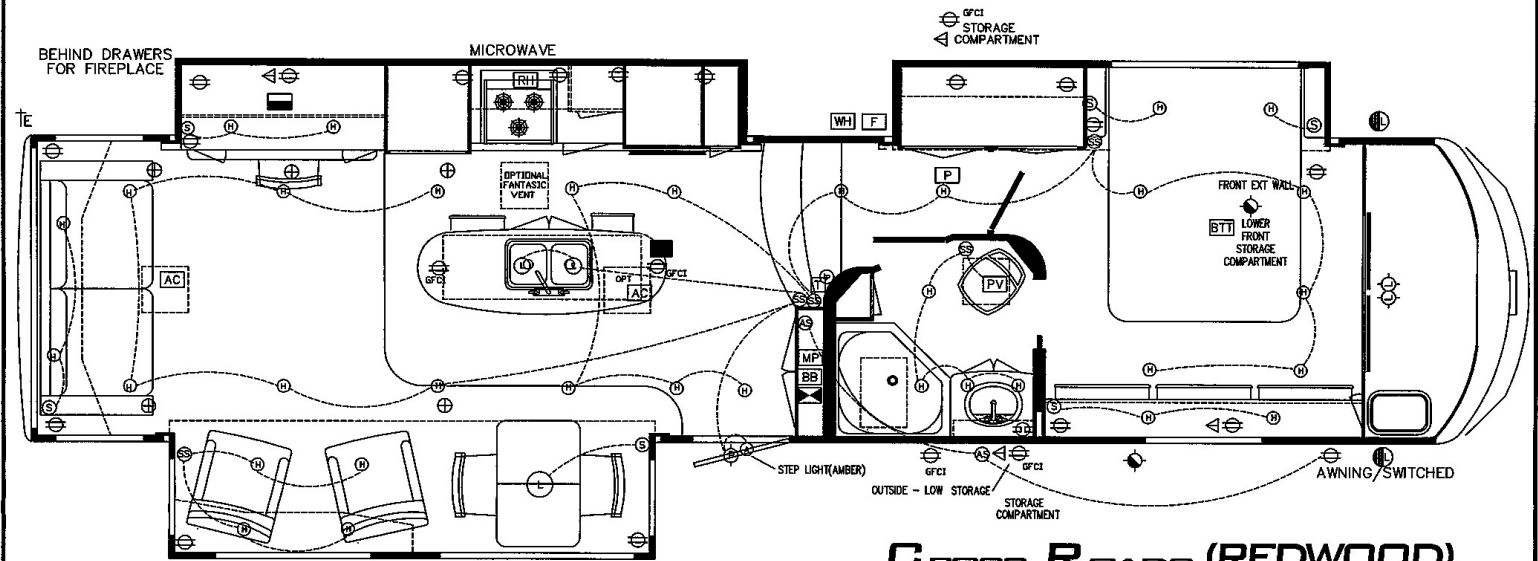
Date: 11/24/10

Sheet No. 1 OF 1

DRAWING NUMBER

SYMBOLS

- | | | | |
|---------------------------|----------------------------|----------------------------|------------------------------|
| ⊕ - 110 VOLT RECEPT | MP - MONITOR PANEL | ⊕ - 12 VOLT PORCH LIGHT | BB - 12/110 VOLT BREAKER BOX |
| ⊕ - 110 VOLT RECEPT w/GFI | PV - POWER VENT | ⊕ - 12 VOLT LIGHT (SINGLE) | ☒ - CONVERTOR |
| ⊕ - 12 VOLT SWITCH | T - THERMOSTAT | ⊕ - 12 VOLT LIGHT (DOUBLE) | F - FURNACE |
| ■ - LP/CO DETECTOR | P - WATER PUMP | ⊕ - SPEAKER | WH - WATER HEATER |
| ⊕ - ELECTRIC INLET | RH - POWER RANGE HOOD | ⊕ - TV JACK, CABLE, SAT | AC - AIR CONDITIONER |
| ⊕ - 4" HALOGEN | ⊕ - 12 VOLT LIGHT (J-WALL) | ⊕ - RADIO | ⊕ - 12 VOLT LIGHT W/SWITCH |
| ⊕ - KIT LIGHT BAR | ⊕ - 12 VOLT DECOR LIGHT | BT - BATTERY | ⊕ - 12 VOLT SCARE LIGHT |
| | | AS - POWER AWNING SWITCH | |



CROSS ROADS (REDWOOD)

	15a	15a	15a	15a	15a	20a	50a	50a	15a	20a	15a	15a	15a	15a
CIRCUIT	1	2	3	4	5	6	7	8	9	10	11	12	13	14
50 A	A	B	C	D	E	F	G	H	I	J	K	L	M	N
	TV/BAT CENTER	FRONT RECEPTS	GFI RECEPTS	WASHER	DRYER	MAIN A/C	MAIN	MAIN	WATER HEATER	2nd A/C	MICROWAVE	LIVING ROOM	CONVERTOR	OPT FIREPLACE

- | | |
|-----------------------------------|-----------------------------------|
| 1 - YELLOW (LP/CO) 3AMP | 8 - ORANGE (APPLIANCE) 15AMP |
| 2 - YELLOW (LIVINGROOM) 15AMP | 9 - BLACK (BEDROOM) 15AMP |
| 3 - PURPLE (OD SLIDE) 15AMP | 10 - BLUE (20A/MONITOR) 20AMP |
| 4 - PINK (HALLWAY) 15AMP | 11 - YELLOW (10A/BED MOTOR) 20AMP |
| 5 - RED (BEDSIDE/BASEMENT) 15 AMP | 12 - BLUE (POWER AWNING) 15 AMP |
| 6 - RED (FT CLOSET/HITCH) 15AMP | 13 - BROWN (PORCH/SCARE) 15AMP |
| 7 - RED (DS SLIDE) 15AMP | |

REDWOOD FW 36RL

- INTERIOR FINISH SHALL BE OF MAT'L'S HAVING FLAME SPREAD RATING OF 200 OR LESS
- INTERIOR TEXTILES MAT'L'S ARE TO CONFORM TO FEDERAL MOTOR VEHICLE STANDARD NO. 302
- 10 lb. B/C FIRE EXTINGUISHER MINIMUM
- VERTICAL CLEARANCE REQUIRED FROM RANGE TOP TO RANGE VENT DOES NOT EXCEED THE MINIMUM 20 3/4".
- MINIMUM LENGTH OF EXPOSED POWER CORD - 30 FT.

Rev	Date:	Revisions	By
C	11/16/10	ADD OPTIONAL FANTASTIC FAN	RFP
D	11/29/10	ADD REAR OH LIGHTS, FRT CLOSET LIGHT	RFP
E	12/7/10	UPDATE ELECTRIC PER PCN/SALES	RFP
F	3/18/11	ADD LIGHT TO BATHROOM ABOVE LAV, START 1505	RFP
G	9/06/11	STANDARDIZE LP/CO DETECTOR	RFP

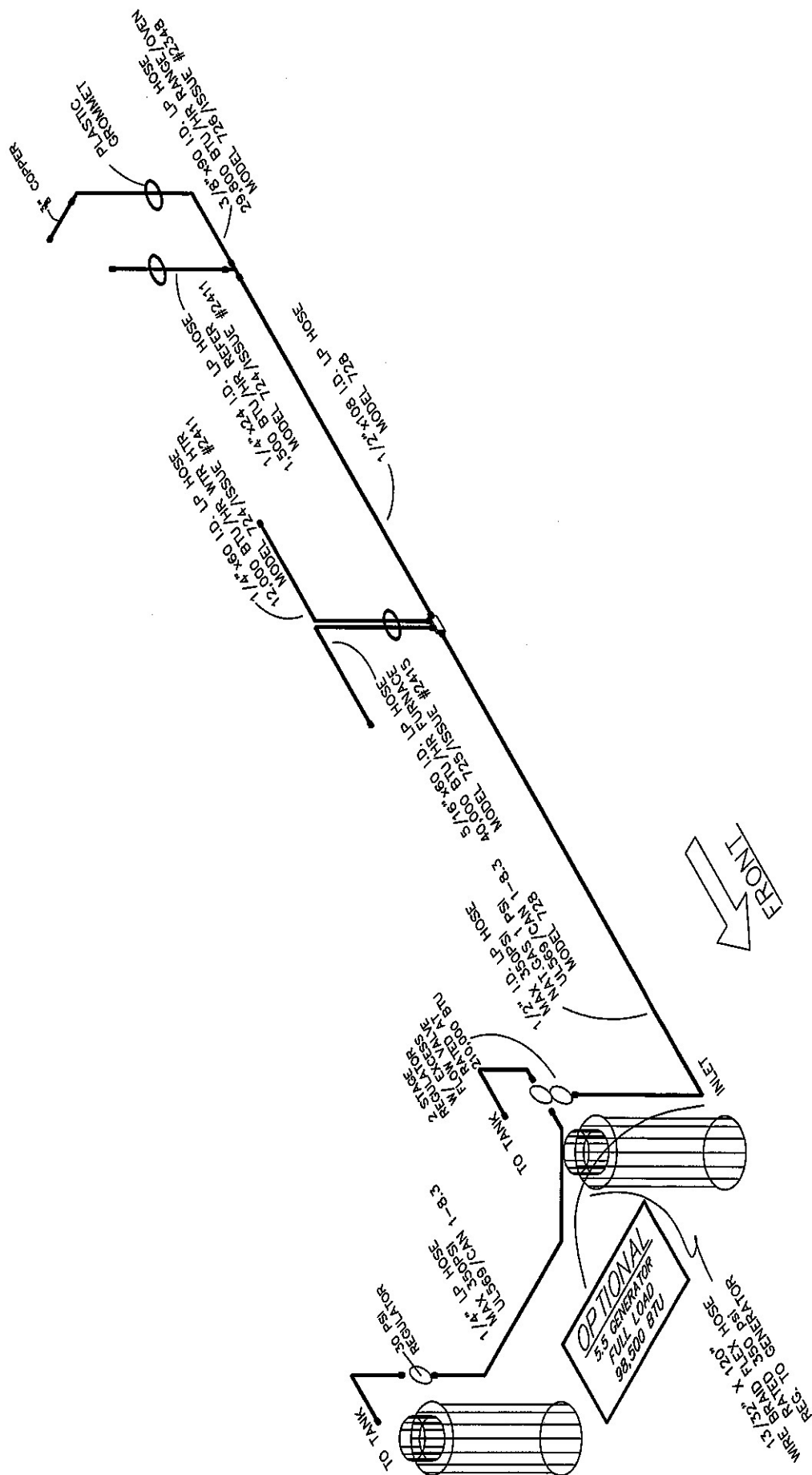
REDWOOD
R.V.
72444 STATE RD 13
SYRACUSE, IN 46567

Title: FLOOR PLAN - ELECTRIC

Drawn By: RFP Scale: DNS

Date: 07/19/10 Sheet No. 1 OF 1

DRAWING NUMBER 08-1261



REDWOOD FR 36RL

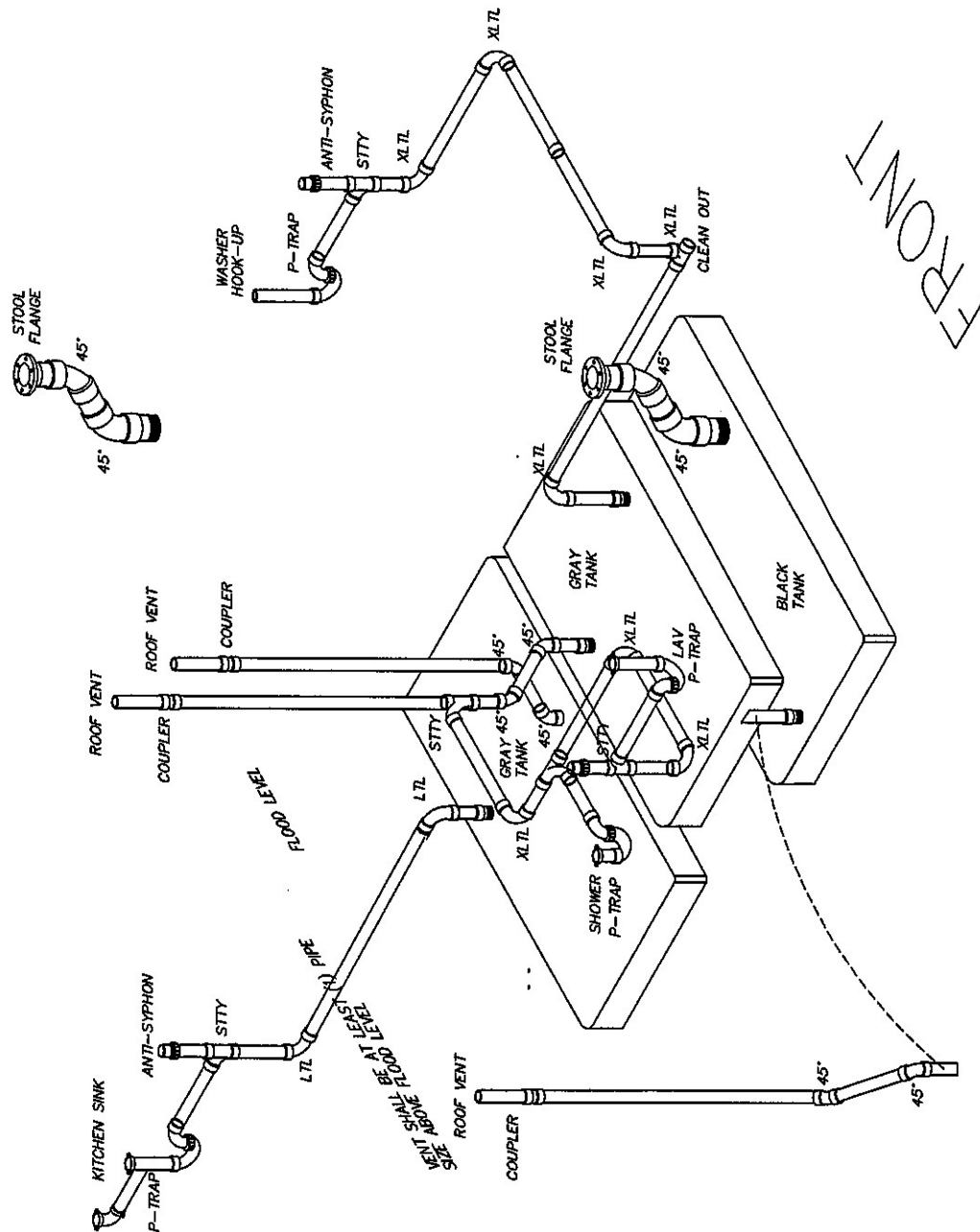
Rev	Date	Revisions	By
-	-	-	-
-	-	-	-
-	-	-	-
-	-	-	-
-	-	-	-
-	-	-	-
-	-	-	-
-	-	-	-
-	-	-	-
-	-	-	-

REDWOOD
R.V.
72440 STATE ROAD 13
SYRACUSE, IN 46567

Title: MARSHALL GAS MANIFOLD
Drawn By: RFP
Date: 11/10/10
Sheet No. 1 OF 1
DRAWING NUMBER 04-3281

NOTES:
TOTAL LOAD NOT TO EXCEED 171,800 BTU
MAX DEVELOPED LENGTH UNDER 35'-0"
ORDER OF APPLIANCE ON SUPPLY LINE MAY
VARY DUE TO CUSTOMER PREFERENCE.
LP GAS REGULATOR PROTECTED PER NFPA 1192-2011
SIZE OF PIPING PER TESTING CERT. PREVIOUSLY APPROVED

- = P-TRAP
- = ANTI SIPHON VENT
- = 45°
- = XL TL (X-TRA LONG ELBOW)
- = L TL (LONG TURN ELBOW)
- = LTTY
- = STTY
- = STY
- = STOOL FLANGE
- = 1 1/4" CONT. WASTE
- = 1 1/2 MALE ADPT.
- = 3" NIPPLE



NOTE: ALL FIXTURE P-TRAPS ARE 1 1/4" WITH ADAPTER UNLESS OTHERWISE NOTED.
LENGTH OF TRAP ARMS MEET THE REQUIREMENTS OF TABLE 7.4.5.4 (NFPA 1192-2011)

NOTE: LENGTH OF TRAP ARMS MEET THE REQUIREMENTS OF CLAUSE 7.3 (TABLE 2) (CSA Z240 RV SERIES-2011)

REDWOOD RF - 36RL

Rev	Date:	Revisions	By
-	-	-	-

REDWOOD
R.V.

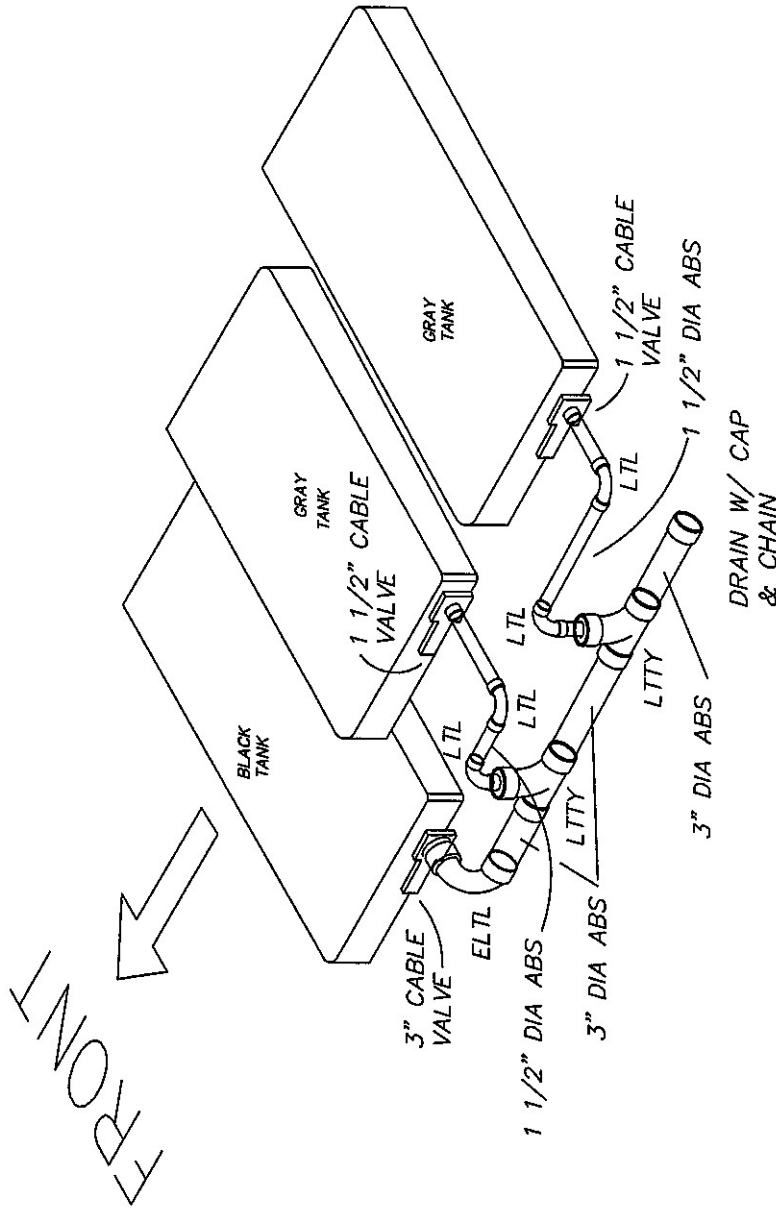
72440 State Rd 13
SYRACUSE, IN 46567

Title: DWV ABOVE FLOOR

Drawn By: RFP Scale: DNS

Date: 11/09/10 Sheet No. 1 of 1

DRAWING NUMBER 04-2261



- DEL DOUBLE EL
- STY SAB TEE
- LTL LONG TURN EL
- ELTL EXTRA LONG TURN EL
- LTTY LONG TURN TEE WYE
- 45 45 DEGREE EL
- CO CLEAN OUT

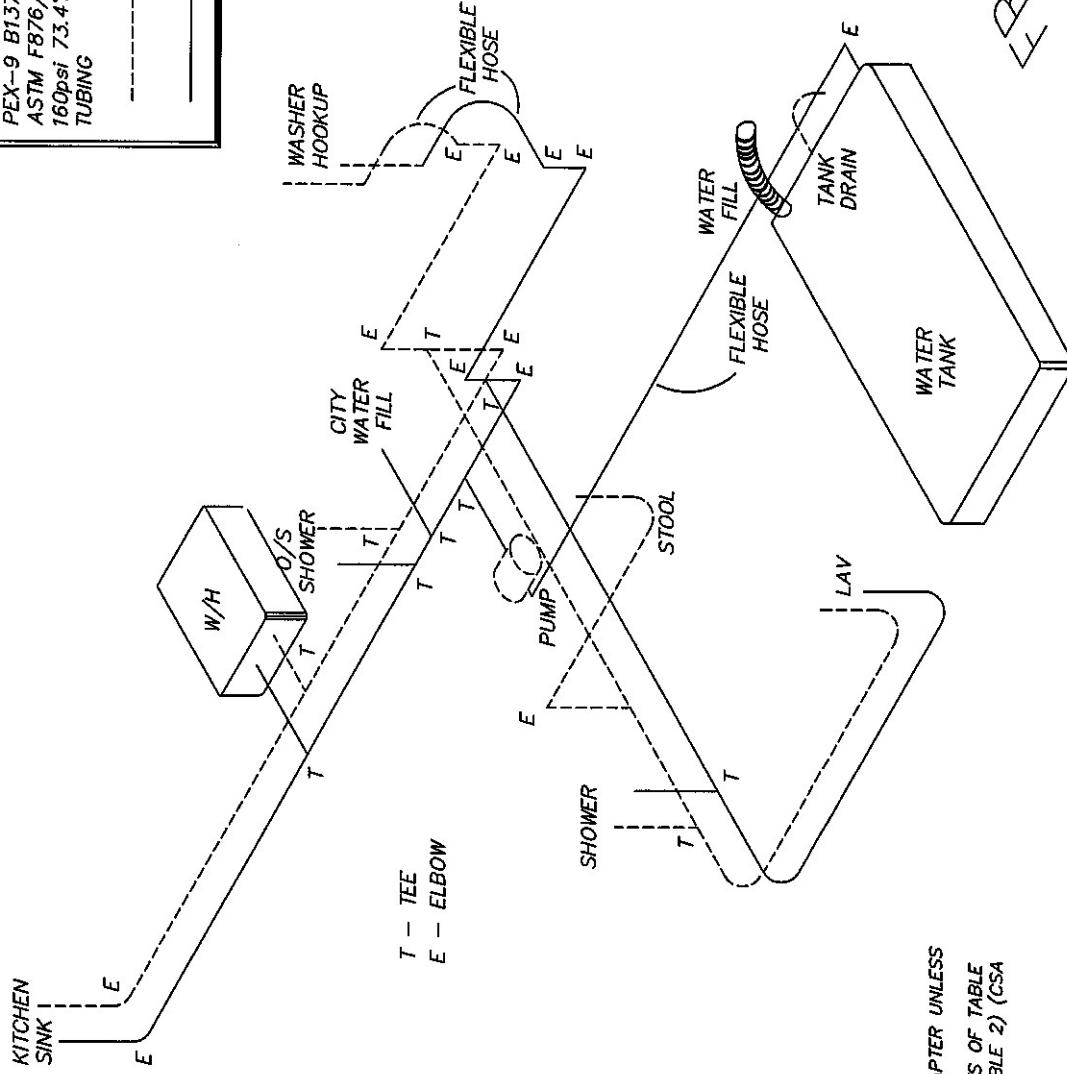
NOTE: ALL FIXTURE P-TRAPS ARE 1 1/4" WITH ADAPTER UNLESS OTHERWISE NOTED.
 LENGTH OF TRAP ARMS MEET THE REQUIREMENTS OF TABLE 7.4.5.4 (NFPA 1192-2011) AND CLAUSE 7.3 (TABLE 2) (CSA Z240 RV SERIES-2011)

REDWOOD FW - 36RL

Rev	Date:	Revisions	By				
-	-	-	-				
				Title: DWV BELOW FLOOR			
				Drawn By: RFP		Scale: DNS	
				Date: 11/09/10		Sheet No. 1 of 1	
				DRAWING NUMBER 04-5261			

POTABLE TUBING INFO:
 FLEXPEX 1/2" (INSIDE DIAMETER) SDR9
 PEX-9 B137.5 POTABLE
 ASTM F876/F877/F2023
 160psi 73.4F/100psi 180F/80psi 200F
 TUBING

--- HOT WATER LINE
 --- COLD WATER LINE



T - TEE
 E - ELBOW

NOTE: ALL FIXTURE P-TRAPS ARE 1 1/4" WITH ADAPTER UNLESS OTHERWISE NOTED.
 LENGTH OF TRAP ARMS MEET THE REQUIREMENTS OF TABLE 7.4.5.4 (NFPA 1192-2011) AND CLAUSE 7.3 (TABLE 2) (CSA Z240 RV SERIES-2011)

Cross Roads (REDWOOD RV)

REDWOOD FW - 36RL

Rev	Date:	Revisions	By
-	-	-	-

Title: WATER LINES	
Drawn By: RFP	Scale: DNS
Date: 11/29/10	Sheet No. 1 of 1
DRAWING NUMBER 04-4261	

REDWOOD
 R.V.
 72440 State Rd 13
 SYRACUSE, IN 46567