NOTES:

1. VIEWED FROM EXTERIOR.
2. ALUMINUM WELD CONSTRUCTION.
3. REFER TO PRINT 848173 FOR WELDING STANDARDS.
4. GRIND ALL WELDS SMOOTH.
5. ALL TUBES ON EDGE UNLESS NOTED.
6. TUBE LAID FLAT.
7. CUT OUT FOR AC DUCT.
8. FLUSH TO THIS SIDE.
9. FLUSH OPPOSITE SIDE.

"THIS DRAWING AND THE INFORMATION CONTAINED THEREON ARE THE EXCLUSIVE PROPERTIES OF COACHMEN RV CO. IT SHALL NOT BE COPIED OR DUPLICATED IN ANY MANNER WITHOUT OUR WRITTEN CONSENT"

REV LVL	CHANGE DESCRIPTION	BY	DATE	PCR
A	ADDED GROMMET	LM	11/06/13	1546
B	REVISED MIDI-HEKI OPENING	NS	11/06/13	1609

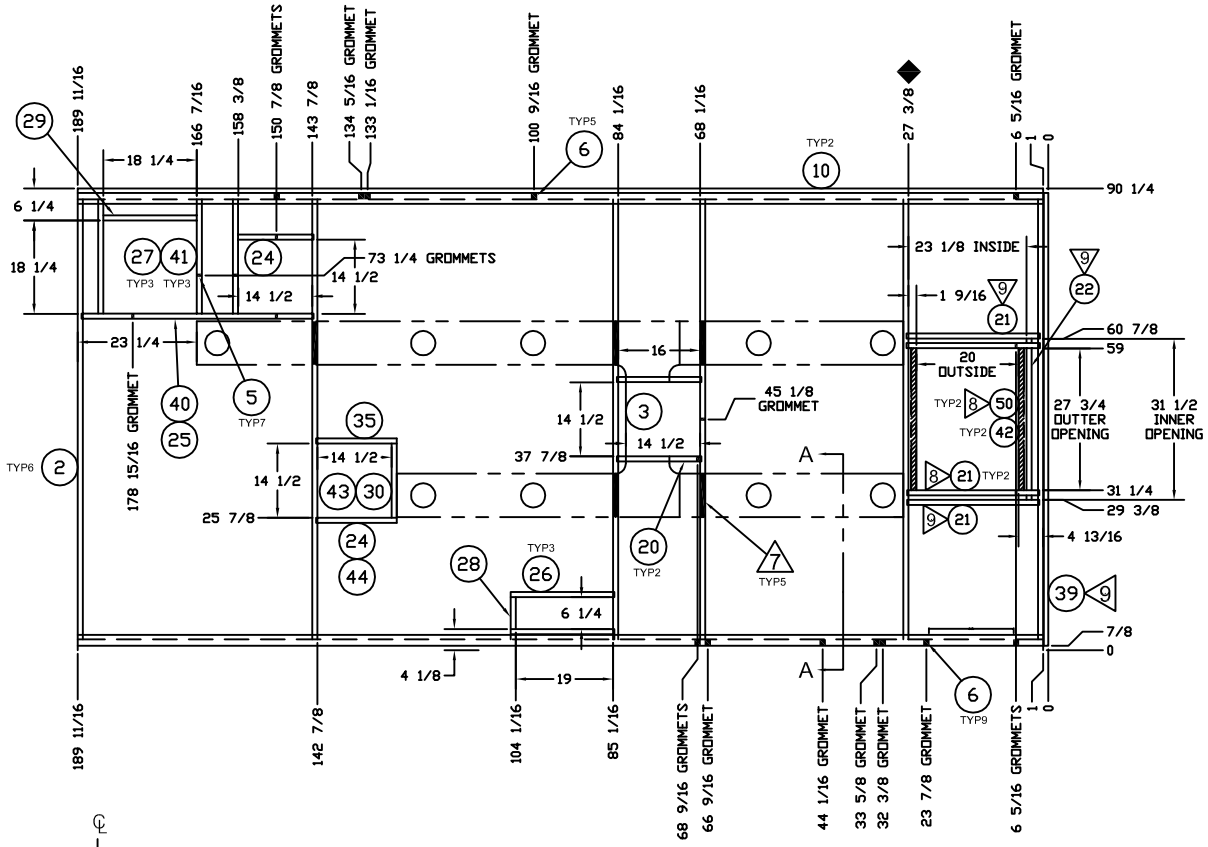

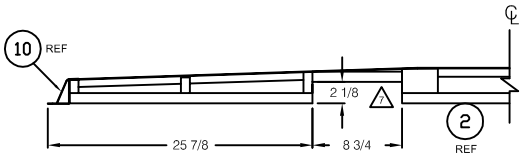

SECTION A-A

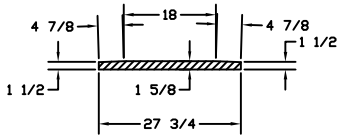

50 DETAIL

2	50		PLYWOOD, 1" 1-5/8 X 27-3/4
1	44		X 14 1/2
1	43		X 15 1/2
2	42		X 27 3/4
3	41		X 22 3/8
1	40		X 44 7/8
1	39		X 88 1/2
			ANGLE, AL .060 1 X 1
1	35		X 15 7/8
			TUBE, AL .090 1 X 3-1/2
1	30		X 14 1/2
1	29		X 18 1/4
1	28		X 6 1/4
3	27		X 22 3/8
3	26		X 20 3/8
1	25		X 45 5/8
2	24		X 14 7/8
			TUBE, AL .045 1 X 2-1/2
1	22		X 31 1/2
4	21		X 26 1/8
2	20		X 16 3/4
			TUBE, AL .045 1 X 1-1/2
2	10		X 188 11/16
			505566 - AL TRIANGLE-TUBE 1 X 2-1/2 X 7/8 LEG
12	6		GROMMET PLASTIC 1-1/4
8	5		GROMMET PLASTIC 5/8
	4		
1	3	1173493	PATTERN BLOCK A/C VENT
6	2	C01245398	RAFTER END AL 86" RIBBED
	1		
X	-	-	LAMINATION
QUANTITY	REF NO.	PART NO.	

WT IN LBS			CLASS CODE:
TOLERANCE UNLESS OTHERWISE SPECIFIED	DFTSN	DATE	COACHMEN R.V. CO. A DIVISION OF FOREST RIVER, INC.
WOOD / OTHER	vance	09/13	NAME: SHELLING CEILING ASSY
± 1/8" / ± 1/16"	APPVD	DATE	SCALE: NOT TO SCALE
± .125" / ± .063"			DRAWING # C01257932 REV B
± 1° / ± 1/2°			DO NOT SCALE — SHEET 1 OF 4

PM 24J/MM

USED ON

©2013 COACHMEN RECREATIONAL VEHICLE CO.